

LED 4FT T5 Type B LOC-T54FT Series



FEATURES

- Type B Double Ended
- Low thermal decay & maintenance
- No Mercury or UV
- 50,000 hours lifetime
- NSF rated for splash zone and non-food zone

SUITABLE APPLICATIONS

- Commercial buildings
- Hotels
- Conference rooms
- Schools
- Supermarkets
- Factories
- Hospitals
- Office Buildings
- Airports

NSF Model Number:

- LOC-4FTT5GP-24W50K

CONSTRUCTION:

Frosted Filmed Glass Lens.

ELECTRICAL:

Available as 120-277V input. -20°C to 50°C, -4°F to 122°F

OPTICAL SYSTEM:

Bridgelux or ShineON 2835 LED chips. 110° beam angle / 300° view angle

INSTALLATION & MOUNTING:

Type B double ended.

WARRANTY:

5-year limited warranty. Actual performance may differ as a result of end-user environment and application.



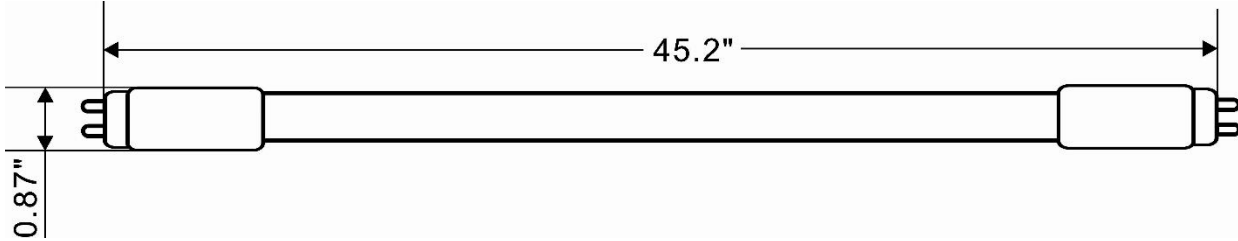
MODEL NUMBER – 5,000K	WATTAGE	LUMENS	EFFICACY	CRI	POWER FACTOR	THD	REPLACES
LOC-T54FT-24W50KGF B	24W	3,600LM	150LM/W	80	0.9	20%	54W

DLC Product ID:

- LOC-T54FT-24W50KGF B – PUOCZ301

Series	Type	Wattage	CCT Options	Lens	Power
LOC-B	T5 4 Foot	24W	5000K	Frosted	B – Type B


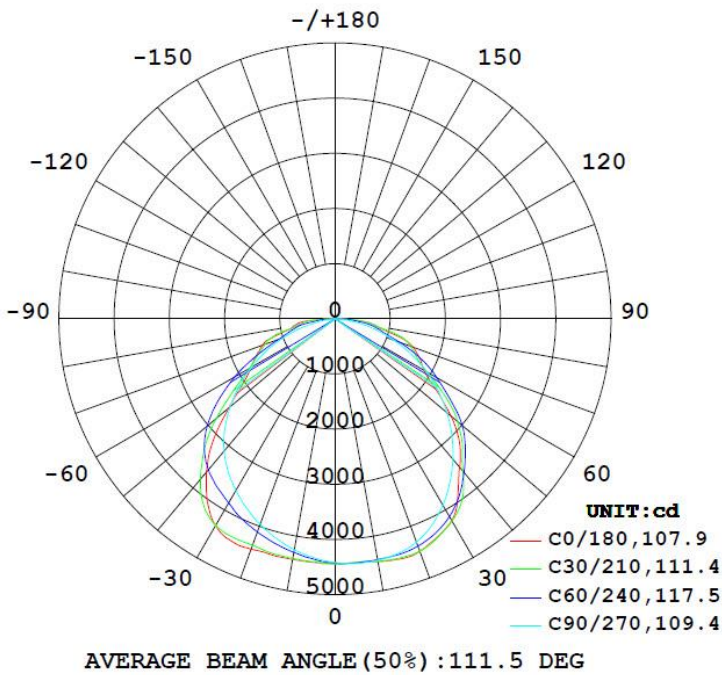
MEASUREMENTS



MODEL -5,000K	QUANTITY	WEIGHT	UPC CODE
LOC-T54FT-24W50KGF B	1	0.31 lbs	00815586029822

PHOTOMETRIC DATA

24W 5,000K



Note: The Curves indicate the illuminated area and the average illumination when the luminaire is at different distance.