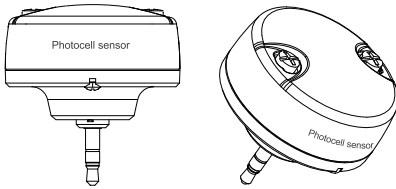


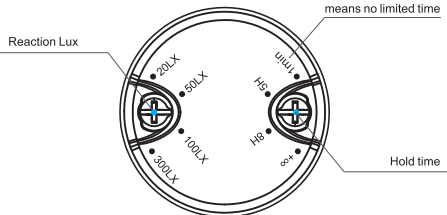
# LEDone® Photocell Sensor

— Operation Manual —

LOC-L11-01

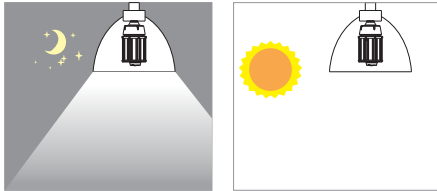


## Brightness/Time

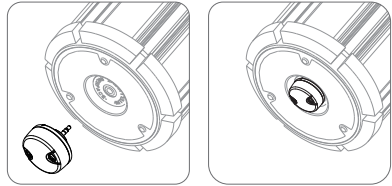


Lux: environment natural light lux (50lx or 100lx recommended)

Hold time: how many hours the lamps keep on



## Plug in the sensor



## ⚠ Caution

1. Operating degree: -20~60 °C (-4~140 °F)
2. One sensor for one lamp
3. Set well the lux and time before lamp installation
4. Sensor might be affected slightly due to installation environment.

## Other Options

