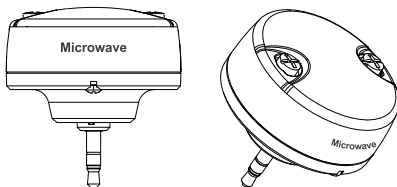


# LEDone®

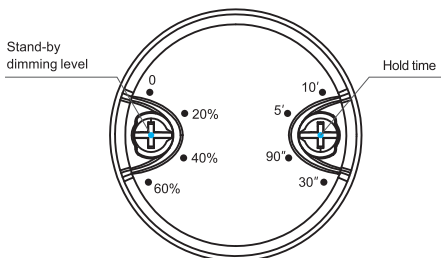
## Microwave Sensor

— Operation Manual —

LOC-L12-01



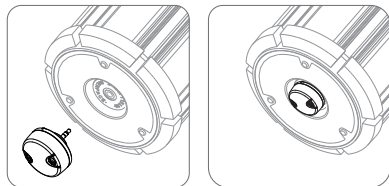
### Brightness/ Time



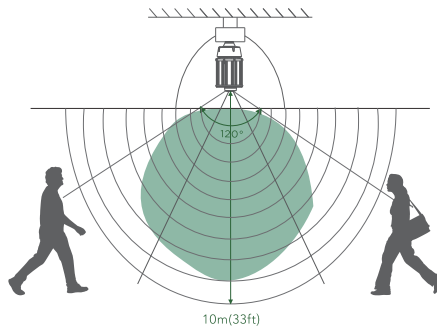
Dimming level: the brightness output 0 / 20% / 40% / 60% ;

Hold time: the hold time for no motion detected

### Plug in the module



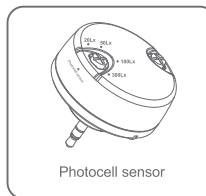
### Signal Detection Diagram



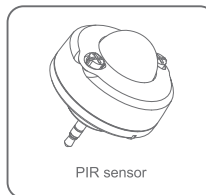
### ⚠ Caution

1. Operating degree: -20~60 °C (-4~140 °F)
2. Can't expose to water directly
3. One sensor for one lamp
4. Set well the brightness and time before lamp installation
5. Heavy rain/storm may detect the sensor

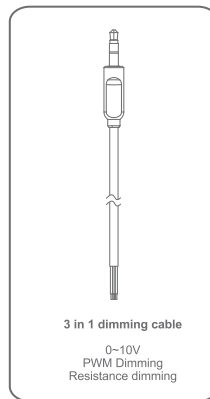
### Other Options



Photocell sensor



PIR sensor



3 in 1 dimming cable

0~10V  
PWM Dimming  
Resistance dimming

LEDone®

[www.ledonecorp.com](http://www.ledonecorp.com) [info-service@ledonecorp.com](mailto:info-service@ledonecorp.com)