



TL-749



TEST REPORT

For

LED ONE CORPORATION

45885 HOTCHKISS ST FREMONT, CA 94539

Model Number:	LOC-8FTVT-MW(60/75/90)MCCT(35/40/50)	
Report Type:	Electrical, Photometric and ISTMT tests according to the following standards and show the compliance to DLC Program SSL Technical Requirements V5.0	
Standards:	IES LM-79-08: Approved Method: Electrical & Photometric Measurement of Solid-state Lighting Products ANSI C82.77-10-2014: Harmonic Emission Limits – Related Power Quality Requirements for Lighting ANSI/UL 1598-2008: Standard for Safety of Luminaires CIE 190:2010 Calculation and presentation of unified glare rating tables for indoor lighting luminaires IES TM-30-18: IES Method for Evaluating Light Source Color Rendition	
Test Engineer:	George Yang	
Report Number:	PKS200817004-10	
Sample Size:	One sample was received on 2020-07-07 and used for testing.	
Test Date:	2020-07-16 to 2020-07-20	
Report Date:	2020-08-17	
Reviewed By:	Ray Gao/ EE Engineer	
Prepared By:	Bay Area Compliance Laboratories Corp. (Kunshan). No.248 Chenghu Road, Kunshan, Jiangsu province, China. Tel: +86-0512-86175000 Fax:+86-0512-88934268	

1. Product Information and Description

Product Primary Use:	Direct Linear Ambient Luminaires
Voltage And Frequency:	120-277VAC, 50/60Hz
#LED Source Manufacturer:	Lumileds Holding B.V.
#LED Source Model:	L128-xx80RA35000Q1
Driver Model:	SDU96CS210V46DL1A
Luminaire length:	8ft
Auxiliary Ballast Model:	NA
Auxiliary Housing Model:	NA
White Tunable:	Yes
Field-Adjustable Light Output:	Yes

Note:

- The applicant *LED ONE CORPORATION* declared that their products are the same to the product in report# RKSB200707019-10 and is authorized by original applicant to use their test data.
- All the data in previous report (RKSB200707019-10 is shared in report.



2. Product Rated Values

Test Model	CCT(K)	Light Output (lm)	Power(W)	Luminous Efficacy (lm/W)
LOC-8FTVT- MW(60/75/90)MCCT(35/40/50)	3500	12195	90	135.5
		10275	75	137
		8340	60	139
	4000	12870	90	143
		10875	75	145
		8820	60	147
	5000	12420	90	138
		10500	75	140
		8520	60	142

3. Test List

Test Model	CCT(K)	Power(W)	Test Item			
			Goniophotometer Test	Integrating Sphere Test	THDi and PF Test	In-Situ Temperature Measurement Test
LOC-8FTVT- MW(60/75/90)MCCT(35/40/50)	3500	90	NA	NA	Yes	Yes

4. Product Photo



5. Test Result





THDi, PF Test; Orientation: <u>Downward</u> ;					
Test Voltage	Test Item	Test Result	DLC Requirements	DLC Requirements(With tolerances and/or allowances)	Conclusion
120	Power Factor	0.9982	≥0.9	≥0.87	Pass
120	THDi	6.92%	≤20%	≤25%	Pass
277	Power Factor	0.9752	≥0.9	≥0.87	Pass
277	THDi	11.43%	≤20%	≤25%	Pass

Input Test; Orientation: <u>Downward</u> ;			
Test Voltage (V)	Frequency (Hz)	Current(A)	Power(W)
120	60	0.7168	85.93
277	60	0.3114	84.12

In-Situ Temperature Measurement Test: Test Voltage: 120V 60Hz;				
Test Item	Test Result	DLC Requirements	DLC Requirements(With tolerances and/or allowances)	Conclusion
TMP _{LED} (°C)	51	≤115	With tolerance of ≤ 1.1°C or 0.4%, whichever is greater due to thermocouple tolerance	Pass
TMP _c (°C)	67.9	≤85	With tolerance of ≤ 1.1°C or 0.4%, whichever is greater due to thermocouple tolerance	Pass
Drive Current/Individual LED source(mA)	64.5	≤150	With +5% tolerance	Pass
TM-21 Projected Lumen Maintenance at 50000hours	90.25%	L ₇₀ Life≥50000	L ₇₀ Life≥50000	Pass
L ₇₀ Lumen Maintenance Life (Hours)	>54000			
L ₉₀ Lumen Maintenance Life (Hours)	51000	≥36000	≥36000	Pass

Note:

- The test results were measured directly from the test equipment.
- The DLC requirements were listed according to DLC Technical Requirements V5.0
- The conclusion is for reference only. Test report that indicate product performance meets DLC Technical Requirements do not represent official DLC product qualification. All decisions regarding product qualification are made by the DLC.

<p>TMP_{LED}(Zoomed-in View)</p> 	<p>TMP_{LED}(Bird's-eye View)</p> 
<p>TMP_c(Zoomed-in View)</p> 	<p>TMP_c (Bird's-eye View)</p> 

6. Description of Test Equipment

Device	Manufacture	Model No	Serial No	Calibration date	Calibration due date
2.0m integrating sphere	EVERFINE	R98	G121960CS1361154D	2019-12-24	2020-12-23
spectroradiometer	EVERFINE	HAAS-2000	M12048CS1361148	2019-12-24	2020-12-23
Digital CC&CV DC Power Supply	EVERFINE	WY305	G115986CN1361134	2019-12-20	2020-12-19
Temperature/humidity/clock	KEJIAN	TA298	EE053	2019-12-02	2020-12-01
Standard Light Source	INVENTFINE	N/A	JWWCR020106	2019-11-19	2020-11-18
Digital Power Meter	YOKOGAWA	WT210	91KB35700	2020-04-02	2021-04-01
Intelligence ac power supply	EVERFINE	DPS1005	G119890CS1361121	2020-04-02	2021-04-01
Digital Multimeter	FLUKE	115C	37840512WS	2019-10-08	2020-10-07
Hybrid Recorder	YOKOGAWA	DR230	4TJH0903	2020-04-02	2021-04-01
Power Supply	SC	SC/BP-11003	1608110030553	2019-12-14	2020-12-13

Statement of Traceability: Bay Area Compliance Laboratories Corp. (Kunshan) attested that all calibration has been performed using suitable standards traceable to National Primary Standards and International System of Units (SI).

7. Test Method

Product was tested with no seasoning. All stabilization and measurements were made in compliance with IES LM-79-08. The ambient temperature of the sample was maintained at $25^{\circ}\text{C}\pm 1^{\circ}\text{C}$ during measurement. And relative humidity is less than 65%. The product was operated in its intended orientation in application during all testing.

Integrating Sphere System

The system includes AC power source, digital power meter, DC power supply, Spectroradiometer, and integrating sphere. The integrating sphere system is calibrated by standard spectrum light source before measurement. 4π geometry was used during measurement.

ISTMT Test

The LED which has the highest temperature was measured at the location of LED case which is specified by LED source manufacturer and detailed by LM-80 report. The drive current of LED package/module/array was calculated as the total output current of the driver measured by multimeter, divided by the number of branches in parallel of LEDs.

Directions

1. The information marked "superscript #" is provided by the applicant, the laboratory is not responsible for its authenticity and this information can affect the validity of the result in the test report.
2. Unless otherwise stated the results shown in this test report refer only to the sample(s) tested.
3. Otherwise required by the applicant or Product Regulations, Decision Rule in this report did not consider the uncertainty.
4. The extended uncertainty given in this report is obtained by combining the standard uncertainty times the coverage factor K with the 95% confidence interval.
5. This report cannot be reproduced except in full, without prior written approval of the Company.
6. This report is valid only with a valid digital signature. The digital signature may be available only under the Adobe software above version 7.0.

*****END OF REPORT*****