TL-749

TEST REPORT

For

LED ONE CORPORATION

12437 Bellegrave Ave Eastvale CA US 91752

Model Number:	LOC-4FTLHB-320W35KD LOC-4FTLHB-320W40KD LOC-4FTLHB-320W50KD	
Report Type:	Electrical, Photometric and ISTMT tests according to the following standards and show the compliance to DLC Program SSL Technical Requirements V5.1	
Standards:	IES LM-79-08: Approved Method: Electrical & Photometric Measurement of Solid-state Lighting Products ANSI C82.77-10-2014: Harmonic Emission Limits – Related Power Quality Requirements for Lighting ANSI/UL 1598-2008: Standard for Safety of Luminaires CIE 190:2010 Calculation and presentation of unified glare rating tables for indoor lighting luminaires IES TM-30-18: IES Method for Evaluating Light Source Color Rendition	
Test Engineer:	Bay Wang	Bay Wang
Report Number:	PKS210216018-10	
Sample Size:	One sample was received on 2020-08-03 and used for testing.	
Test Date:	2020-08-19 to 2020-08-28	
Report Date:	2021-02-20	
Reviewed By:	Seven Xia/ EE Engineer	Seven .Xia
Prepared By:	Bay Area Compliance Laboratories Corp. (Kunshan). No.248 Chenghu Road, Kunshan, Jiangsu province, China. Tel: +86-0512-86175000 Fax:+86-0512-88934268	

FINAL

1. Product Information and Description

Product Primary Use:	High Bay Luminaires (Commercial and Industrial)
Voltage And Frequency:	120-277VAC, 50/60Hz
#LED Source Manufacturer:	Lumileds Holding B.V.
#LED Source Model:	L128-xx80RA35000Q1
Driver Model:	VDU96CC240V40DL1
Auxiliary Ballast Model:	NA
Auxiliary Housing Model:	NA
White Tunable:	No
Field-Adjustable Light Output:	No

Note:

1. The applicant LED ONE CORPORATION declared that their products are the same to the product in report# RKSB200803014-10 and is authorized by original applicant to use their test data.
2. All the data in previous report (RKSB200803014-10) is shared in report

2. Product Rated Values

Test Model	CCT(K)	Light Output (lm)	Power(W)	Luminious Efficacy (lm/W)
LOC-4FTLHB-320W35KD	3500	42400	320	132.5
LOC-4FTLHB-320W40KD	4000	43200	320	135
LOC-4FTLHB-320W50KD	5000	44160	320	138

3. Test List

Test Model	Test Item			
	Goniophotometer Test	Integrating Sphere Test	THDi and PF Test	In-Situ Temperature Measurement Test
LOC-4FTLHB-320W35KD	Yes	Yes	Yes	Yes

FINAL

4. Product Photo

5. Test Result

Integrating Sphere Test; Orientation: Downward; Test Voltage: 120V 60Hz;

Test Item	Test Result	DLC Requirements	DLC Requirements(With tolerances only)	Conclusion
Light Output(lm)	42405	≥10000	≥9000	Pass
Power(W)	319.7	None.	None.	N/A
Total Efficacy(lm/W)	132.65	≥135	≥130.95	Pass
CCT(K)	3479	3220~3710	No tolerances	Pass
Duv	-0.000465	-0.0055~0.0065	No tolerances	Pass
IES R_f	83	70	69	Pass
IES R_g	94	89	88	
IES Rcs,h1	-14%	-18%~23%	-19%~22%	
R_a	80.2	≥70	≥69	
R_9	-7	≥-40	≥-41	

Goniophotometer Test; Orientation: Downward; Test Voltage: 120V 60Hz;

Test Item	Test Result	DLC Requirements	DLC Requirements(With tolerances only)	Conclusion
Light Output(lm)	42438.2	≥10000	≥9000	Pass
Power(W)	320.07	None.	None.	N/A
Total Efficacy(lm/W)	132.64	≥135	≥130.95	Pass
Zonal Lumen Distribution(20-50º)	56.93%	20-50º≥30%	20-50º≥20%	Pass
UGR crosswise view	25.6	<28	No tolerances	Pass
UGR endwise view	25.1	<28	No tolerances	Pass

Goniophotometer THDi、PF Test; Orientation: Downward;

Test Voltage	Test Item	Test Result	DLC Requirements	DLC Requirements(With tolerances and/or allowances)	Conclusion
120	Power Factor	0.9943	≥0.9	≥0.87	Pass
120	THDi	10.24%	≤20%	≤25%	Pass
277	Power Factor	0.9622	≥0.9	≥0.87	Pass
277	THDi	5.25%	≤20%	≤25%	Pass

Integrating Sphere THDi、PF Test; Orientation: Downward;

Test Voltage	Test Item	Test Result	DLC Requirements	DLC Requirements(With tolerances and/or allowances)	Conclusion
120	Power Factor	0.9934	≥0.9	≥0.87	Pass
120	THDi	10.17%	≤20%	≤25%	Pass
277	Power Factor	0.9598	≥0.9	≥0.87	Pass
277	THDi	5.33%	≤20%	≤25%	Pass

In-Situ Temperature Measurement Test: Test Voltage: 120V 60Hz;

Test Item	Test Result	DLC Requirements	DLC Requirements(With tolerances and/or allowances)	Conclusion
TMP_{LED}(°C)	52.5	≤115	With tolerance of ≤ 1.1°C or 0.4%, whichever is greater due to thermocouple tolerance	Pass
TMP_c(°C)	68.8	≤85	With tolerance of ≤ 1.1°C or 0.4%, whichever is greater due to thermocouple tolerance	Pass
Drive Current/Individual LED source(mA)	97.6	≤150	With +5% tolerance	Pass
L_{90} Lumen Maintenance Life (Hours)	51000	≥36000	None.	Pass
Color Maintenance	0.0020	≤0.007	≤0.0074	Pass

Note:
1. The test results were measured directly from the test equipment.
2. The DLC requirements were listed according to DLC Technical Requirements V5.1.
3. The conclusion is for reference only. Test report that indicate product performance meets DLC Technical Requirements do not represent official DLC product qualification. All decisions regarding product qualification are made by the DLC.

TMP_{LED}(Zoomed-in View)	TMP_{LED}(Bird's-eye View)
	
TMP_c(Zoomed-in View)	TMP_c (Bird's-eye View)
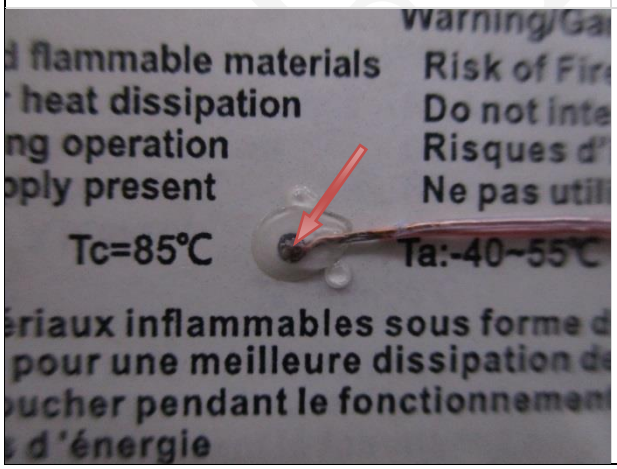	

Test Data

[Integrating Sphere System]

Photometric and Electrical Measurement Result

Voltage (V)	Frequency (Hz)	Current (A)	Power (W)	Power Factor	Luminous Flux(lm)	Efficacy (lm/W)
120.0	60	2.682	319.7	0.9934	42405	132.65

Radiant Flux (W)	CCT (K)	Duv	x	y	u'	v'
125.935	3479	-0.000465	0.4060	0.3900	0.2365	0.5111

Color Rendering Index

Ra			
80.2			
R1	R2	R3	R4
78	90	95	77
R5	R6	R7	R8
79	86	81	55
R9	R10	R11	R12
-7	77	75	66
R13	R14	R15	
81	98	70	

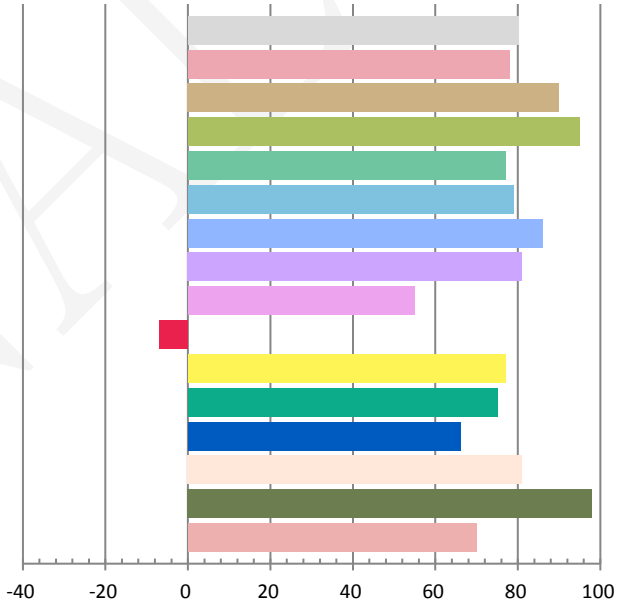

FINAL

ANSI/IES TM-30-18 Color Rendition Report

Source:	User SPD	Manufacturer:	LED ONE CORPORATION
Date:	2020/8/24	Model:	LOC-4FTLHB-320W35KD

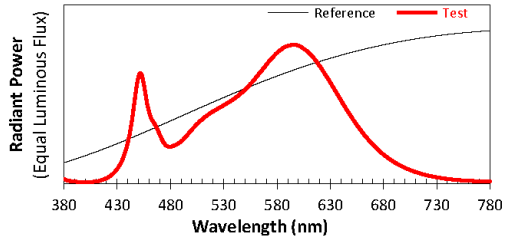

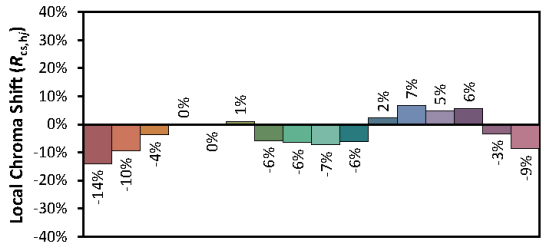

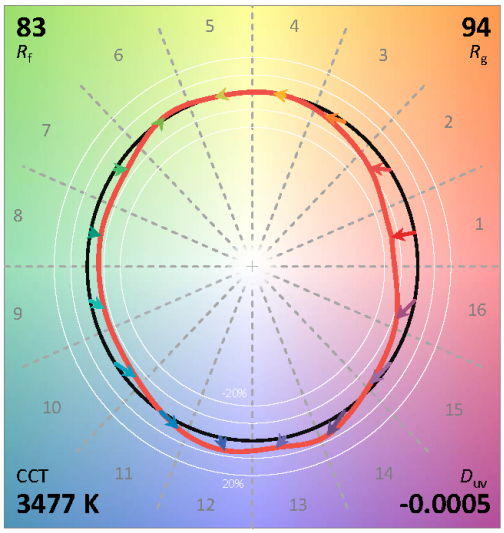

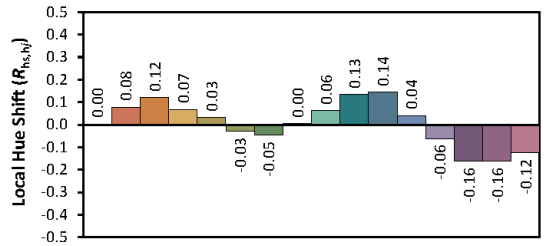

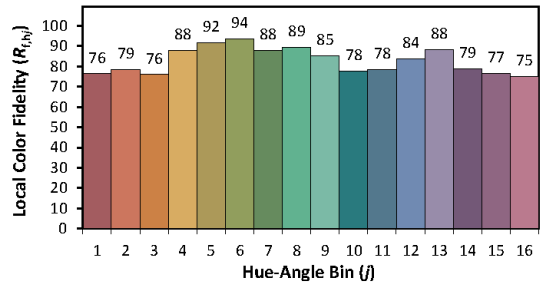

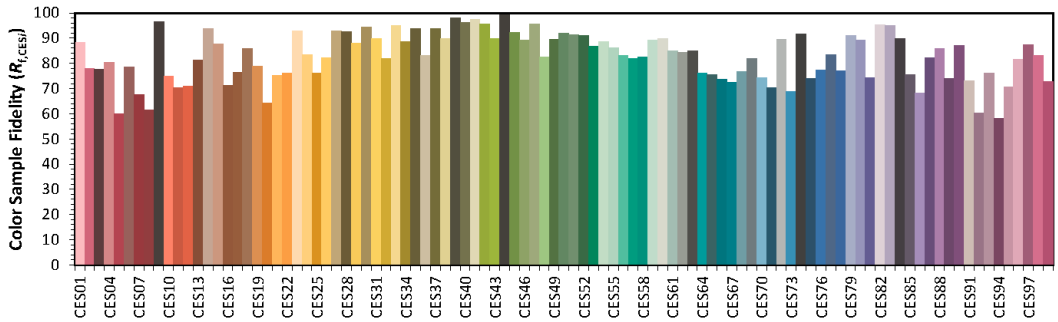

Notes: This is a recommended method for displaying ANSI/IES TM-30-18 information.

x	0.4060
y	0.3899
u'	0.2365
v'	0.5110

CIE 13.3-1995 (CRI)

R_a	80
R_9	-7

Colors are for visual orientation purposes only. Created with the ANSI/IES TM-30-18 Calculator Version 2.00.

Relative Spectral Power Distribution

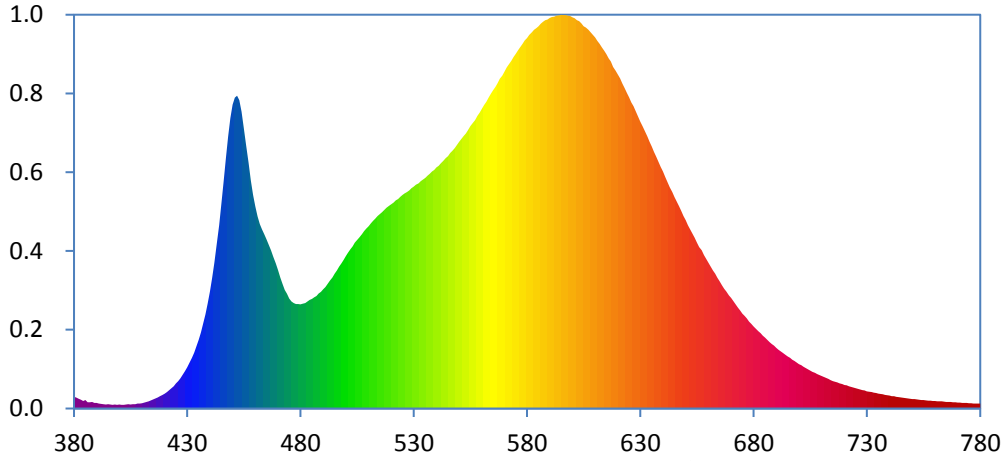

CIE 1931 x y Chromaticity Diagram

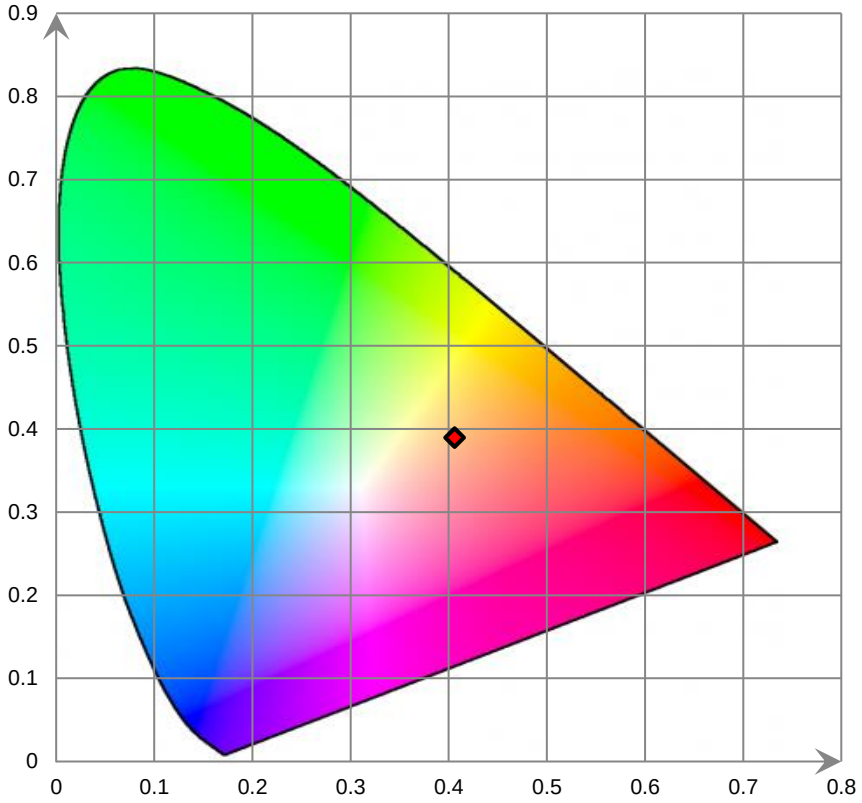

ANSI C78.377-2017 Chromaticity Quadrangles

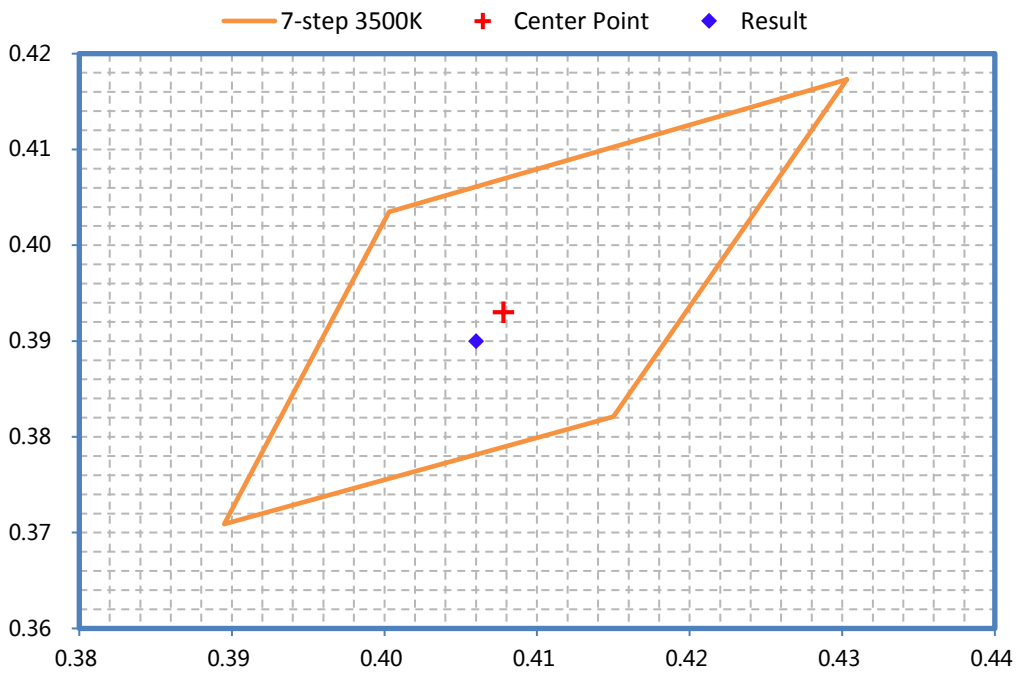

[Goniophotometer System]

Electrical Measurement

Input Voltage (V)	Frequency (Hz)	Input Current (A)	Power (W)	Power Factor
120.0	60	2.683	320.07	0.994

Photometric Measurement

Luminous Flux (lm)	Efficacy (lm/W)	Imax (cd)	S/MH (C0/180)	S/MH (C90/270)
42438.2	132.64	18594.2	1.27	1.19

Luminous Intensity Distribution

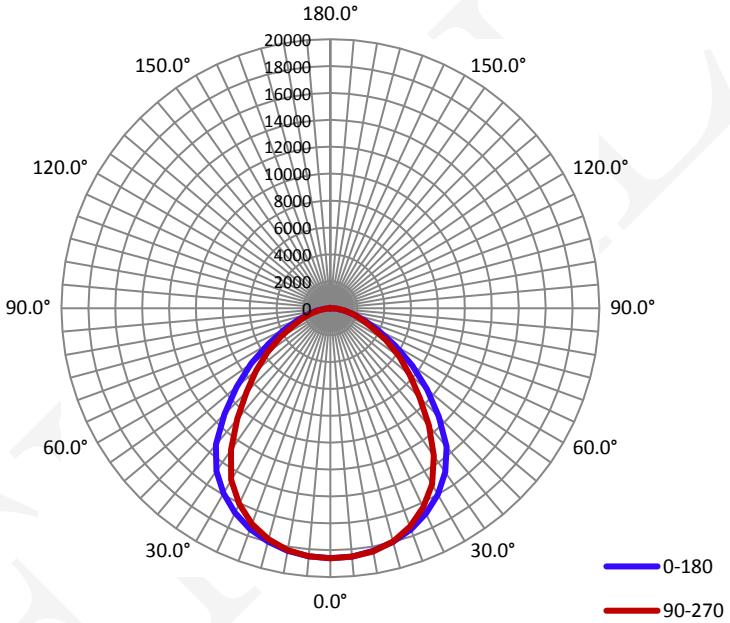

	C0/180	C45/225	C90/270	C135/315	AVG.
Beam Angle (50% I_{max}):	99.8	93.4	89.1	93.7	94.0
Field Angle (10% I_{max}):	149.2	146.9	146.3	147.1	147.4

Luminous Intensity (cd) Distribution Data

γ \ C	0°	22.5°	45°	67.5°	90°	112.5°	135°	157.5°
0.0°	18594.2	18594.2	18594.2	18594.2	18594.2	18594.2	18594.2	18594.2
5.0°	18531.8	18534.4	18538.7	18536.7	18548.5	18549.1	18561.1	18547.5
10.0°	18332.1	18334.2	18349.3	18357.1	18363.0	18366.5	18388.4	18362.6
15.0°	17987.6	18008.1	17994.9	17973.6	17962.9	18004.0	18045.8	18030.0
20.0°	17497.6	17512.1	17441.3	17333.5	17285.3	17359.7	17502.3	17551.7
25.0°	16842.3	16822.7	16640.0	16418.1	16333.5	16457.1	16717.0	16887.2
30.0°	15997.5	15887.8	15584.2	15280.1	15131.2	15310.7	15662.3	15969.7
35.0°	14894.1	14684.5	14279.3	13668.5	13408.4	13754.7	14303.8	14787.7
40.0°	13446.1	13116.0	12553.4	11607.4	11380.9	11764.1	12584.7	13162.4
45.0°	11405.9	11050.7	10359.9	9529.1	9397.8	9698.4	10436.7	11154.3
50.0°	9376.7	8888.5	8024.8	7646.3	7711.0	7655.7	8095.4	9122.9
55.0°	7427.8	6903.7	6171.3	6019.4	6231.1	6008.8	6240.2	7145.1
60.0°	5553.0	5157.7	4658.3	4583.9	4747.0	4632.6	4720.0	5365.8
65.0°	3928.0	3734.3	3466.5	3400.8	3438.1	3466.8	3522.4	3869.1
70.0°	2731.2	2606.7	2518.9	2454.9	2472.5	2485.7	2551.3	2705.6
75.0°	1850.1	1766.7	1720.4	1701.8	1711.1	1701.8	1720.5	1818.4
80.0°	1118.6	1062.9	1032.2	1040.9	1056.3	1029.0	1026.3	1091.3
85.0°	468.0	423.8	412.1	436.9	452.7	429.1	399.9	437.1
90.0°	0.0	0.0	43.0	76.3	81.0	66.0	31.8	0.0
95.0°	0.0	0.0	0.0	0.0	0.0	0.0	0.0	0.0
100.0°	0.0	0.0	0.0	0.0	0.0	0.0	0.0	0.0
105.0°	0.0	0.0	0.0	0.0	0.0	0.0	0.0	0.0
110.0°	0.0	0.0	0.0	0.0	0.0	0.0	0.0	0.0
115.0°	0.0	0.0	0.0	0.0	0.0	0.0	0.0	0.0
120.0°	0.0	0.0	0.0	0.0	0.0	0.0	0.0	0.0
125.0°	0.0	0.0	0.0	0.0	0.0	0.0	0.0	0.0
130.0°	0.0	0.0	0.0	0.0	0.0	0.0	0.0	0.0
135.0°	0.0	0.0	0.0	0.0	0.0	0.0	0.0	0.0
140.0°	0.0	0.0	0.0	0.0	0.0	0.0	0.0	0.0
145.0°	0.0	0.0	0.0	0.0	0.0	0.0	0.0	0.0
150.0°	0.0	7.6	7.6	7.6	0.0	0.0	9.7	7.6
155.0°	13.0	9.6	11.1	13.9	9.0	13.9	15.2	11.7
160.0°	16.5	21.3	16.0	18.0	11.1	17.4	16.6	16.5
165.0°	14.4	16.5	18.7	21.5	11.1	18.1	19.3	19.9
170.0°	22.6	24.1	21.5	21.5	22.2	25.7	23.5	23.4
175.0°	21.3	22.7	28.4	32.6	27.7	27.8	23.5	23.4
180.0°	0.0	0.0	0.0	0.0	0.0	0.0	0.0	0.0

FINAL

Luminous Intensity (cd) Distribution Data (cont.)

γ \ C	180°	202.5°	225°	247.5°	270°	292.5°	315°	337.5°
0.0°	18594.2	18594.2	18594.2	18594.2	18594.2	18594.2	18594.2	18594.2
5.0°	18518.1	18533.7	18524.2	18504.1	18507.0	18508.8	18516.9	18519.3
10.0°	18310.8	18329.4	18319.5	18284.2	18263.4	18265.8	18294.5	18298.0
15.0°	17965.6	17975.8	17940.8	17844.6	17796.8	17833.9	17904.9	17936.6
20.0°	17471.5	17465.3	17327.5	17152.5	17063.8	17116.0	17304.8	17417.7
25.0°	16784.6	16758.1	16478.4	16149.0	16054.6	16134.9	16450.4	16694.7
30.0°	15900.8	15773.6	15368.5	14942.4	14736.7	14884.4	15350.8	15718.9
35.0°	14783.6	14511.9	13947.1	13200.4	12886.5	13222.9	13892.1	14476.4
40.0°	13243.0	12848.4	12077.5	11095.0	10764.9	11170.4	12086.0	12795.4
45.0°	11147.9	10709.5	9800.7	9006.9	8815.7	9047.8	9842.1	10753.7
50.0°	9116.0	8562.4	7581.6	7141.4	7224.4	7125.2	7611.2	8688.6
55.0°	7166.4	6578.3	5801.5	5556.1	5716.8	5556.0	5837.5	6730.7
60.0°	5319.0	4888.0	4331.5	4204.6	4265.9	4245.8	4369.2	5042.2
65.0°	3753.0	3512.0	3201.5	3085.3	3087.8	3133.5	3235.8	3623.7
70.0°	2583.0	2432.6	2289.2	2204.6	2188.0	2214.2	2315.8	2496.0
75.0°	1727.3	1614.7	1522.7	1463.9	1468.8	1481.7	1534.7	1654.8
80.0°	1012.2	929.4	838.7	826.6	826.5	829.0	849.5	955.2
85.0°	358.9	304.8	267.1	255.9	280.3	260.4	263.8	325.7
90.0°	0.0	0.0	0.0	15.3	20.1	6.9	0.0	0.0
95.0°	0.0	0.0	0.0	0.0	0.0	0.0	0.0	0.0
100.0°	0.0	0.0	0.0	0.0	0.0	0.0	0.0	0.0
105.0°	0.0	0.0	0.0	0.0	0.0	0.0	0.0	0.0
110.0°	0.0	0.0	0.0	0.0	0.0	0.0	0.0	0.0
115.0°	0.0	0.0	0.0	0.0	0.0	0.0	0.0	0.0
120.0°	0.0	0.0	0.0	0.0	0.0	0.0	0.0	0.0
125.0°	0.0	0.0	0.0	0.0	0.0	0.0	0.0	0.0
130.0°	0.0	0.0	0.0	0.0	0.0	0.0	0.0	0.0
135.0°	0.0	0.0	0.0	0.0	0.0	0.0	0.0	0.0
140.0°	0.0	0.0	0.0	0.0	0.0	0.0	0.0	0.0
145.0°	0.0	0.0	0.0	0.0	0.0	0.0	0.0	0.0
150.0°	0.0	7.6	0.0	0.0	0.0	0.0	11.0	8.9
155.0°	0.0	7.6	0.0	10.4	11.1	8.3	14.5	13.1
160.0°	13.0	14.4	12.5	13.9	18.7	16.0	18.0	16.5
165.0°	15.8	26.1	22.9	22.9	19.4	13.2	22.1	24.1
170.0°	23.3	24.8	27.1	25.0	29.1	22.9	29.0	29.6
175.0°	18.5	25.5	28.4	25.7	33.2	29.2	30.4	30.9
180.0°	0.0	0.0	0.0	0.0	0.0	0.0	0.0	0.0

FINAL

6. Description of Test Equipment

Device	Manufacture	Model No	Serial No	Calibration date	Calibration due date
2.0m integrating sphere	EVERFINE	R98	G121960CS1361154D	2019-12-24	2020-12-23
spectroradiometer	EVERFINE	HAAS-2000	M12048CS1361148	2019-12-24	2020-12-23
Digital CC&CV DC Power Supply	EVERFINE	WY305	G115986CN1361134	2019-12-20	2020-12-19
Temperature/humidity/clock	KEJIAN	TA298	EE053	2019-12-02	2020-12-01
Standard Light Source	INVENTFINE	N/A	JWWCR020106	2019-11-19	2020-11-18
Digital Power Meter	YOKOGAWA	WT210	91KB35700	2020-04-02	2021-04-01
Intelligence ac power supply	EVERFINE	DPS1005	G119890CS1361121	2020-04-02	2021-04-01
AC Power Supply	INVENTFINE	CHP-5KVA	900511765	2020-04-02	2021-04-01
DC Power Supply	INVENTFINE	WL3010	JWDMP030001	2019-12-20	2020-12-19
Power Meter	INVENTFINE	WT500	GSDSQ200007	2020-04-02	2021-04-01
Goniophotometer	INVENTFINE	GPM-1900	YWGCF120001	2020-01-22	2021-01-21
Wireless Weather Station	ZHONGXING	KG218	N/A	2019-12-02	2020-12-01
Standard Light Source	INVENTFINE	N/A	JWBYR040008	2020-03-19	2021-03-18
Digital Multimeter	FLUKE	115C	37840512WS	2019-10-08	2020-10-07
Hybrid Recorder	YOKOGAWA	DR230	4TJH0903	2020-04-02	2021-04-01
Power Supply	SC	SC/BP-11003	1608110030553	2019-12-14	2020-12-13

Statement of Traceability: Bay Area Compliance Laboratories Corp. (Kunshan) attested that all calibration has been performed using suitable standards traceable to National Primary Standards and International System of Units (SI).

7. Test Method

Product was tested with no seasoning. All stabilization and measurements were made in compliance with IES LM-79-08. The ambient temperature of the sample was maintained at 25°C±1°C during measurement. And relative humidity is less than 65%.The product was operated in its intended orientation in application during all testing.

Integrating Sphere System
The system includes AC power source, digital power meter, DC power supply, Spectroradiometer, and integrating sphere. The integrating sphere system is calibrated by standard spectrum light source before measurement. 4π geometry was used during measurement.

Goniophotometer System
Type C goniophotometer was used for measuring luminous intensity distribution. The vertical angle (γ) test intervals were set no more than 1 degree while data for 5 degree intervals is reported. The horizontal angle (C plane) test intervals were set no more than 22.5 degree.

ISTMT Test
The LED which has the highest temperature was measured at the location of LED case which is specified by LED source manufacturer and detailed by LM-80 report. The drive current of LED package/module/ array was calculated as the total output current of the driver measured by multimeter, divided by the number of branches in parallel of LEDs.

Directions

1. The information marked "superscript #" is provided by the applicant, the laboratory is not responsible for its authenticity and this information can affect the validity of the result in the test report.
2. Unless otherwise stated the results shown in this test report refer only to the sample(s) tested.
3. Otherwise required by the applicant or Product Regulations, Decision Rule in this report did not consider the uncertainty.
4. The extended uncertainty given in this report is obtained by combining the standard uncertainty times the coverage factor K with the 95% confidence interval.
5. This report cannot be reproduced except in full, without prior written approval of the Company.
6. This report is valid only with a valid digital signature. The digital signature may be available only under the Adobe software above version 7.0.

**********END OF REPORT**********

FINAL