

LED LOC-#FTTPVT Multi Wattage Multi CCT Vapor Tight Light Family Series (Motion Sensor Option)



2 Foot
20W / 25W / 30W



4 Foot
30W / 40W / 50W



8 Foot
60W / 80W / 100W

CONSTRUCTION:
PC housing and white cover.

OPTICAL SYSTEM:
Seoul 2835 LED chips. 110° beam angle.

WARRANTY:
5-year limited warranty. Actual performance may differ as a result of end-user environment and application.

ELECTRICAL:
120-277V input standard.
-20°C to 40°C, -4°F to 104°F

INSTALLATION & MOUNTING:
Surface mount.

CONTROLS & DIMMING:
0-10V dimming comes standard.

FEATURES

- Default Wattage:
 - 8FT – 100W
 - 4FT – 50W
 - 2FT – 30W
- Default CCT: 5,000K
- IP65 rated
- NSF rated for splash zone and nonfood zone
- UL 1598 suitable for wet location
- 50,000 hours lifetime

SUITABLE APPLICATIONS

- Warehouses
- Factories
- Garage
- Parking lot

DLC Product ID:

- LOC-2FTTPVT-MW(20/25/30)MCCT(35/40/50)D – S-4MR6EI
- LOC-4FTTPVT-MW(30/40/50)MCCT(35/40/50)D – S-RDA08F
- LOC-8FTTPVT-MW(60/80/100)MCCT(35/40/50)D – S-V4ZNIIE
- LOC-4FTTPVT-MW(30/40/50)MCCT(35/40/50)D-MS – S-RDA08F



OPTIONAL ACCESSORIES:



Emergency Back-up



Sensor

Note: We have the 4FT model in stock with a motion sensor pre-installed.

Note: If you would like to add an emergency battery or a motion sensor to other models, please inform your sales representative **at the time of placing an order**. This will need to be done at the factory. **additional cost

LED LOC-#FTTPVT Multi Wattage Multi CCT Vapor Tight Light Family Series **LEDone**[®]

LOC-2FTTPVT-MW(20/25/30)MCCT(35/40/50)D

WATTAGE SELECTABLE	CCT SELECTABLE	LUMENS	EFFICACY	VOLTAGE	CRI	POWER FACTOR	THD	REPLACES
20W	3500K / 4000K / 5000K	2,264LM	113.2LM/W	120-277V	80	0.9	20%	
25W	3500K / 4000K / 5000K	2,830LM	113.2LM/W	120-277V	80	0.9	20%	
30W	3500K / 4000K / 5000K	3,396LM	113.2LM/W	120-277V	80	0.9	20%	

LOC-4FTTPVT-MW(30/40/50)MCCT(35/40/50)D

WATTAGE SELECTABLE	CCT SELECTABLE	LUMENS	EFFICACY	VOLTAGE	CRI	POWER FACTOR	THD	REPLACES
30W	3500K / 4000K / 5000K	3,429LM	114.3LM/W	120-277V	80	0.9	20%	
40W	3500K / 4000K / 5000K	4,572LM	114.3LM/W	120-277V	80	0.9	20%	
50W	3500K / 4000K / 5000K	5,715LM	114.3LM/W	120-277V	80	0.9	20%	

LOC-8FTTPVT-MW(60/80/100)MCCT(35/40/50)D

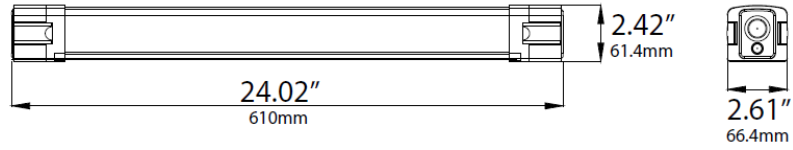
WATTAGE SELECTABLE	CCT SELECTABLE	LUMENS	EFFICACY	VOLTAGE	CRI	POWER FACTOR	THD	REPLACES
60W	3500K / 4000K / 5000K	6,865.2LM	114.42LM/W	120-277V	80	0.9	20%	
80W	3500K / 4000K / 5000K	9,153.6LM	114.42LM/W	120-277V	80	0.9	20%	
100W	3500K / 4000K / 5000K	11,442LM	114.42LM/W	120-277V	80	0.9	20%	

LOC-4FTTPVT-MW(30/40/50)MCCT(35/40/50)D-MS (WITH MOTION SENSOR)

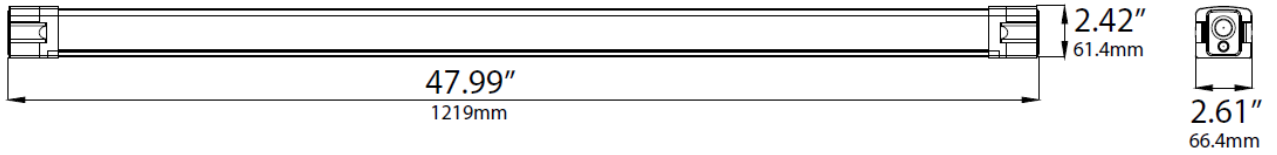
WATTAGE SELECTABLE	CCT SELECTABLE	LUMENS	EFFICACY	VOLTAGE	CRI	POWER FACTOR	THD	REPLACES
30W	3500K / 4000K / 5000K	3,429LM	114.3LM/W	120-277V	80	0.9	20%	
40W	3500K / 4000K / 5000K	4,572LM	114.3LM/W	120-277V	80	0.9	20%	
50W	3500K / 4000K / 5000K	5,715LM	114.3LM/W	120-277V	80	0.9	20%	



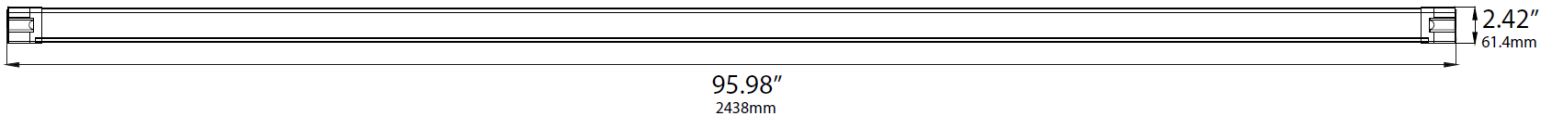
2FT



4FT



8FT



MODEL	QUANTITY	WEIGHT	UPC CODE
LOC-2FTTPVT-MW(20/25/30)MCCT(35/40/50)D	1	lbs	00810050942201
LOC-4FTTPVT-MW(30/40/50)MCCT(35/40/50)D	1	lbs	00810050942218
LOC-8FTTPVT-MW(60/80/100)MCCT(35/40/50)D	1	lbs	00810050942225
LOC-4FTTPVT-MW(30/40/50)MCCT(35/40/50)D-MS	1	lbs	00810050942232