

LED T8 Type B MCCT Tube Family Series

CONSTRUCTION:

Glass body and soft light.

OPTICAL SYSTEM:

Bridgelux 2835 LED chips. 240° beam angle

WARRANTY:

5-year limited warranty. Actual performance may differ as a result of end-user environment and application.

ELECTRICAL:

Available as 120-277V input. double ended is available which can be compatible with shunted or non-shunted sockets. -20°C to 45°C, -4°F to 113°F.

INSTALLATION & MOUNTING:

Type B single ended & double ended.

FEATURES

- Default CCT: 6,500K
- Low thermal decay & maintenance
- No Mercury or UV
- IP20 rated
- Suitable for enclosed fixtures
- 50,000 hours lifetime

SUITABLE APPLICATIONS

- Commercial buildings
- Hotels
- Conference rooms
- Schools
- Supermarkets
- Factories
- Hospitals
- Office Buildings
- Airports



DLC Product ID:

- LOC-2FTT8-7WMCCT(30/35/40/50/65) B – S-L10HB
- LOC-3FTT8-11WMCCT(30/35/40/50/65) B – S-X1R0YE
- LOC-4FTT8-15WMCCT(30/35/40/50/65) B – S-T8S7IN



LOC-2FTT8-7WMCCT(30/35/40/50/65) B

WATTAGE	MULTI CCT	LUMENS	EFFICACY	VOLTAGE	CRI	POWER FACTOR	THD	REPLACES
7W	3000K / 3500K / 4000K / 5000K / 6500K	1,000LM	142lm/W	120-277V	80	0.9	20%	

LOC-3FTT8-11WMCCT(30/35/40/50/65) B

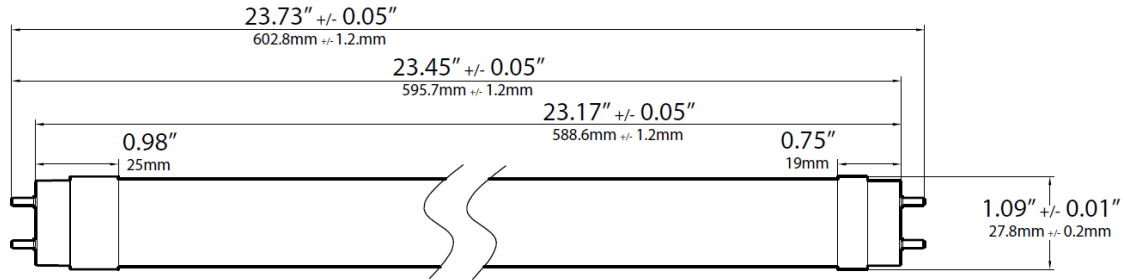
WATTAGE	MULTI CCT	LUMENS	EFFICACY	VOLTAGE	CRI	POWER FACTOR	THD	REPLACES
11W	3000K / 3500K / 4000K / 5000K / 6500K	1,500LM	136lm/w	120-277V	80	0.9	20%	

LOC-4FTT8-15WMCCT(30/35/40/50/65) B

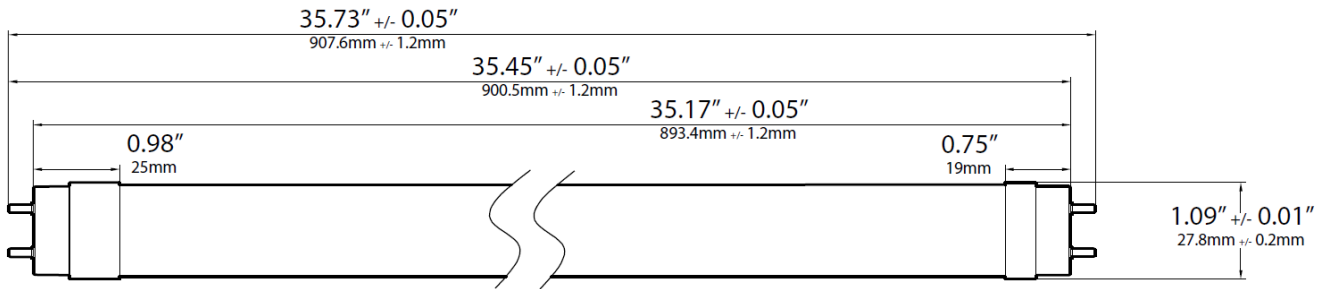
WATTAGE	MULTI CCT	LUMENS	EFFICACY	VOLTAGE	CRI	POWER FACTOR	THD	REPLACES
15W	3000K / 3500K / 4000K / 5000K / 6500K	2,200LM	147lm/W	120-277V	80	0.9	20%	

MEASUREMENTS


2 Foot



3 Foot



4 Foot



MODEL	QUANTITY	WEIGHT	UPC CODE
LOC-2FTT8-7WMCCT(30/35/40/50/65) B	1	0.24 lbs	00810050942348
LOC-3FTT8-11WMCCT(30/35/40/50/65) B	1	0.39 lbs	00810050942355
LOC-4FTT8-15WMCCT(30/35/40/50/65) B	1	0.45 lbs	00810050942362